

**ECB**  
DG-MIP  
T2-T2S Consolidation

# Liquidity Management

TARGET Consolidation Contact Group

2<sup>nd</sup> meeting on 14 March 2018

# Overview



## 1 Whitelist & Liquidity Transfer Group

2 Liquidity Transfers between services

3 Pending Liquidity Transfers

4 Reservations

5 Multiple Accounts

## Whitelist & Liquidity Transfer Group



- A Liquidity Transfer Group allows liquidity transfers between all accounts belonging to the same group within a service

### Main features:

- Configured by the Central Banks based on related policy
- Apply for liquidity transfers within a single service only (e.g. from RTGS DCA to RTGS DCA)
- Makes no difference for liquidity transfers across services (e.g. from CLM MCA to RTGS DCA) as no restrictions apply anyway

## Whitelist & Liquidity Transfer Group



- A Whitelist will provide additional control for cash accounts (DCA or MCA) by restricting from or to which other cash accounts liquidity transfers are allowed

### Main features:

- Configured by participants (separate for in- and outbound)
- Usage optional (i.e. if not activated no restrictions apply)
- Apply for liquidity transfers
  - within a single service (e.g. from RTGS DCA to RTGS DCA) and
  - across services (e.g. from CLM MCA to RTGS DCA)
- Applies in addition to the feature of a Liquidity Transfer Group (where relevant)

# Whitelist & Liquidity Transfer Group



Liquidity Transfers are

- NOT payments
- instructed using camt messages (i.e. not pacs messages), triggered via standing orders, automation or U2A
- executed immediately and not queued

Liquidity Transfers are allowed

- between any accounts of the same liquidity transfer group within a single service
- between accounts in different services (e.g. from CLM MCA to RTGS DCA)
- unless restricted by a whitelist

# Whitelist & Liquidity Transfer Group

## Example 1 – Within One Group

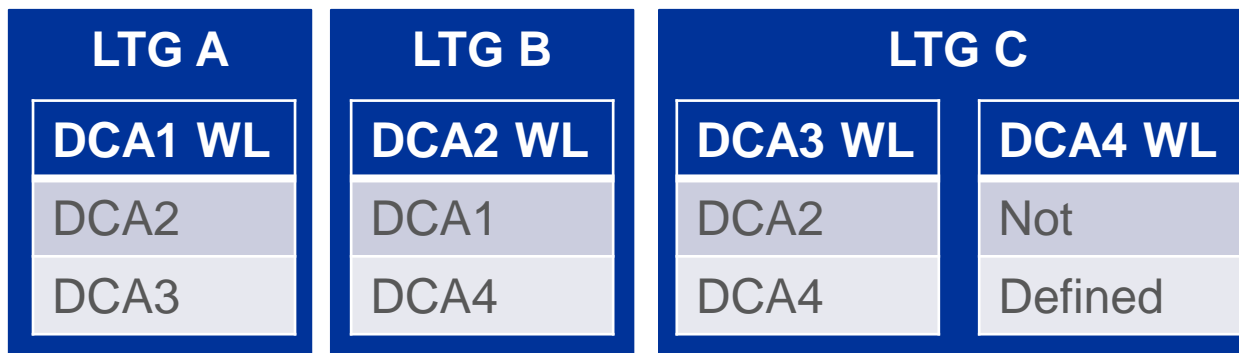


Liquidity Transfer Group A (LTG A)			
DCA1 WL	DCA2 WL	DCA3 WL	DCA4 WL
DCA2	DCA1	DCA2	Not
DCA3	DCA4	DCA4	Defined

From\To	to DCA1	to DCA2	to DCA3	to DCA4
from DCA1	NA	✓	—	—
from DCA2	✓	NA	—	✓
from DCA3	—	—	NA	✓
from DCA4	—	✓	✓	NA

For simplification of the example the whitelists are the same for in- and outbound

# Whitelist & Liquidity Transfer Group Example 2 – Across Multiple Groups



From\To	to DCA1	to DCA2	to DCA3	to DCA4
from DCA1	NA	<del>—</del> ✓*	<del>—</del>	<del>—</del>
from DCA2	<del>—</del> ✓*	NA	<del>—</del>	<del>—</del> ✓*
from DCA3	<del>—</del>	<del>—</del>	NA	✓
from DCA4	<del>—</del>	<del>—</del> ✓*	✓	NA

\* LT is not allowed within a single service, but across different services  
For simplification of the example the whitelists are the same for in- and outbound

## Overview



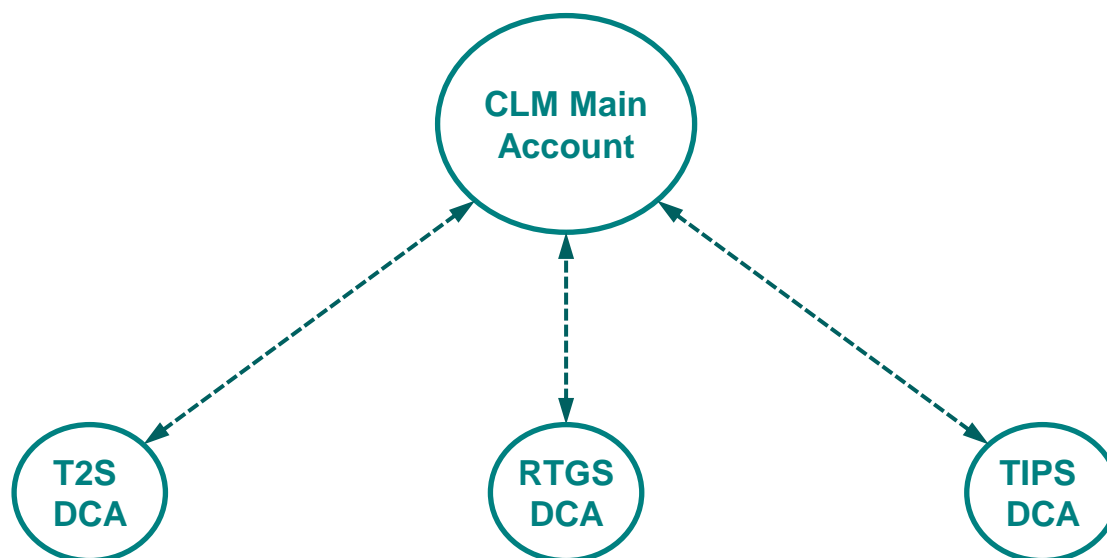
- 1 Whitelist & Liquidity Transfer Group
- 2 Liquidity Transfers between services**
- 3 Pending Liquidity Transfers
- 4 Reservations
- 5 Multiple Accounts



## Liquidity Transfers between services



- Hierarchical account model

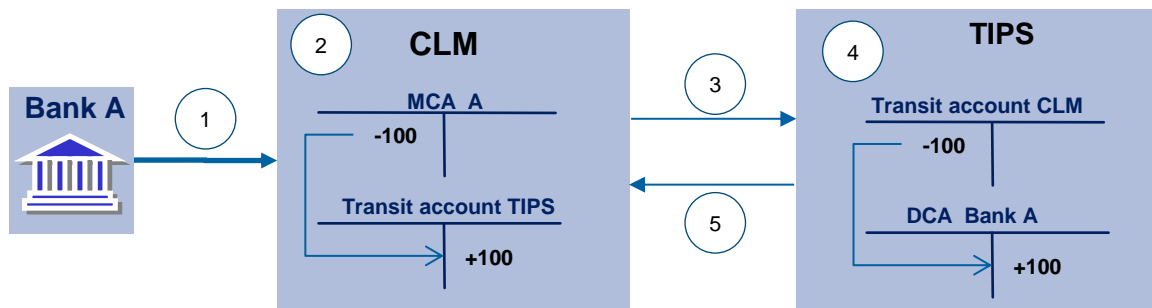
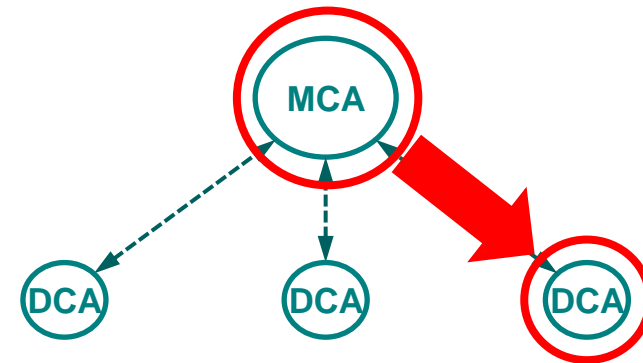


- How is liquidity moved between the different services?
- How can liquidity be transferred between e.g. RTGS and TIPS?
- Is the Main Account becoming mandatory?

# Liquidity Transfers between services



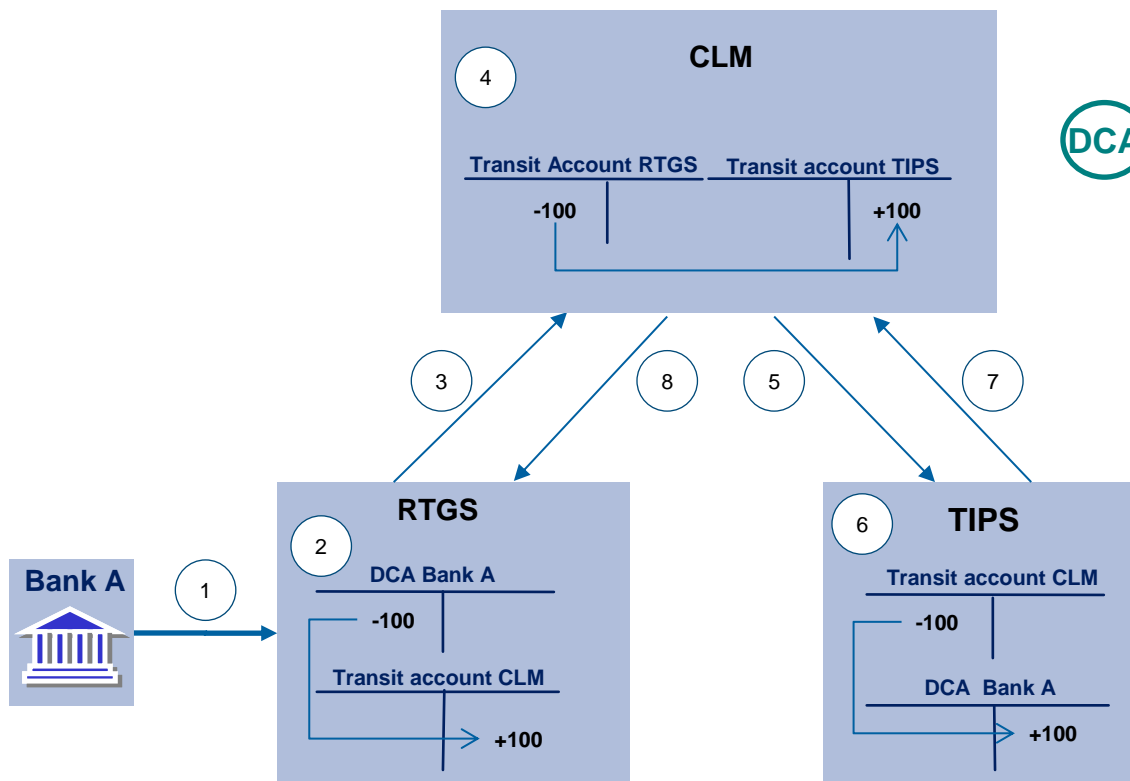
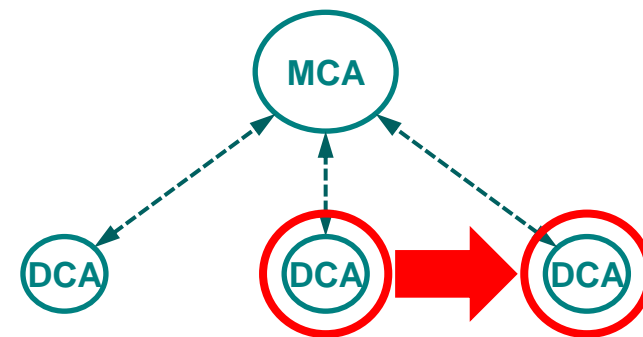
- Liquidity Transfer between CLM and a settlement service (e.g. TIPS)



# Liquidity Transfers between services



- Liquidity Transfer between two services (e.g. from RTGS to TIPS)



## Overview



- 1 Whitelist & Liquidity Transfer Group
- 2 Liquidity Transfers between services
- 3 Pending Liquidity Transfers**
- 4 Reservations
- 5 Multiple Accounts

## Pending Liquidity Transfers



- Liquidity transfers instructed are never queued they are either settled immediately (in full or partially) or are rejected
- Only under certain conditions an automatically generated Liquidity Transfers can become pending, for instance in the following scenario:
  - MCA has insufficient liquidity for a central bank operation AND
  - automatically triggered liquidity transfer from the RTGS DCA cannot transfer sufficient liquidity
- Available liquidity from the RTGS DCA is transferred
- Any incoming liquidity (up to the remaining amount) on the RTGS DCA will be transferred as well until the pending transaction can settle

## Overview



1 Whitelist & Liquidity Transfer Group

2 Liquidity Transfers between services

3 Pending Liquidity Transfers

**4 Reservations**

5 Multiple Accounts

# Reservations



- Liquidity can be reserved on an MCA/DCA by means of:
  - Having a standing order to be executed at “Start of Day” (SOD);
  - Sending a liquidity reservation order
- Amounts that cannot be covered immediately (pending reservations) will be added to the reserved amount whenever liquidity arrives on the account until the reserved amount is reached
- All reservations will be cancelled at EOD (after the last settlement attempt), i.e. all liquidity is available again for the standing order reservation at SOD

## Overview



1 Whitelist & Liquidity Transfer Group

2 Liquidity Transfers between services

3 Pending Liquidity Transfers

4 Reservations

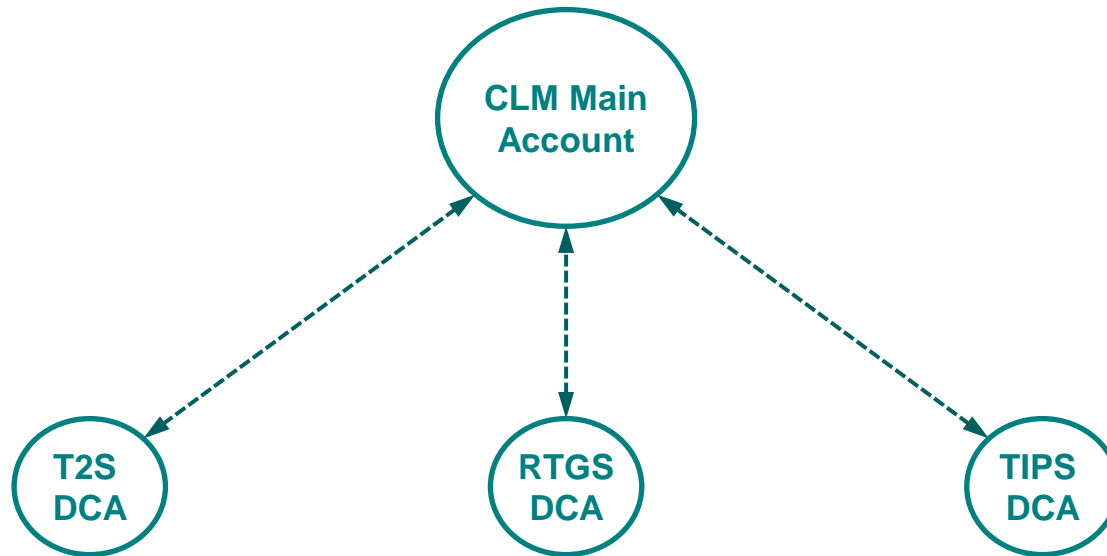
**5 Multiple Accounts**



## Multiple Accounts



- Hierarchical account model



- Is it possible to have more than one account in any service?
- How will accounts be identified for settlement?

## Multiple Accounts



- Participants can have multiple accounts in the different settlement services, i.e. several accounts can have the same party as account owner
- Each account is uniquely identified by an account number
- Purpose and usage of accounts depends on the individual settlement service including the related configuration and on the information contained in instructions/payments sent to the service

# Multiple Accounts



## T2S

- Settlement Instructions: DCAs are either included in the instruction or derived as default DCA of the securities account
- Liquidity Transfers: Involved accounts are always identifying by their respective account number

## TIPS

- Instant Payment: DCAs are derived from the BIC11 of the PSPs identified in the instruction using the related mapping configuration or CMBs
- Liquidity Transfers: Involved accounts are always identifying by their respective account number

# Multiple Accounts



## RTGS

- Payments: DCAs are derived from the BIC11 and currency of the participants identified in the payment order
- AS Instructions: DCAs are derived from the BIC11 and currency of the participants identified in the AS instructions
- AS Instructions (procedure 6 interfaced): Subaccounts are provided in the AS instructions
- Liquidity Transfers: Involved accounts are always identifying by their respective account number

## CLM

- Central Bank Operations: MCAs are derived from the account provided in the central bank operation itself
- Liquidity Transfers: Involved accounts are always identifying by their respective account number

**Thank you for the attention!**

 **T2-T2S.Consolidation@ecb.int**

[www.ecb.europa.eu/paym](http://www.ecb.europa.eu/paym)

 **ECB: market infrastructure and payments**