



EUROPEAN CENTRAL BANK

EUROSYSTEM

# The ECB's Survey of Monetary Analysts – Review of Panel Composition

Presentation to Bond Market Contact Group (BMCG)

---

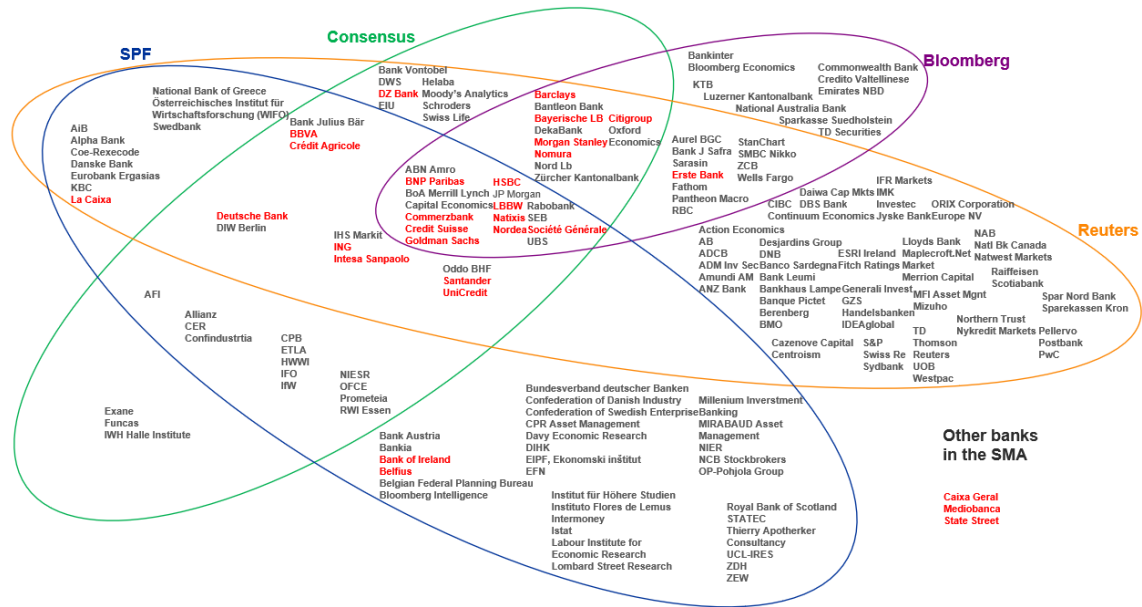
Prepared by DG/MP and DG/M

2 December 2021

Claus Brand (DG-MP)



## Cross-survey comparison (participants)



Source: ECB.

Notes: SMA participants are highlighted with a red font.

### Knowledge gap identified in the euro area

- Absence of timely and systematic information about market expectations for monetary policy parameters
- Private surveys are certainly informative, but have a more limited coverage with a more ad-hoc approach
- Other surveys (e.g. SPFF and BLS) do not focus on monetary policy expectations

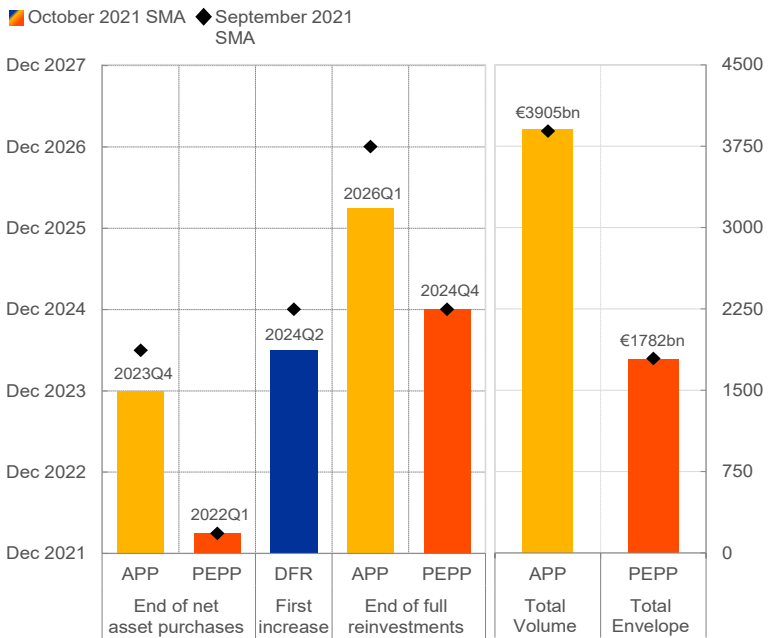
### Aim of the survey

- Gathering “regular, comprehensive, structured and systematic information on market participants’ expectations”

### Timeline

- Survey conducted ahead of each Governing Council monetary policy meeting.
- Questionnaire circulated to respondents 12 days before the Governing Council meeting
- Aggregate results published on the ECB website on Friday the week after Governing Council meeting

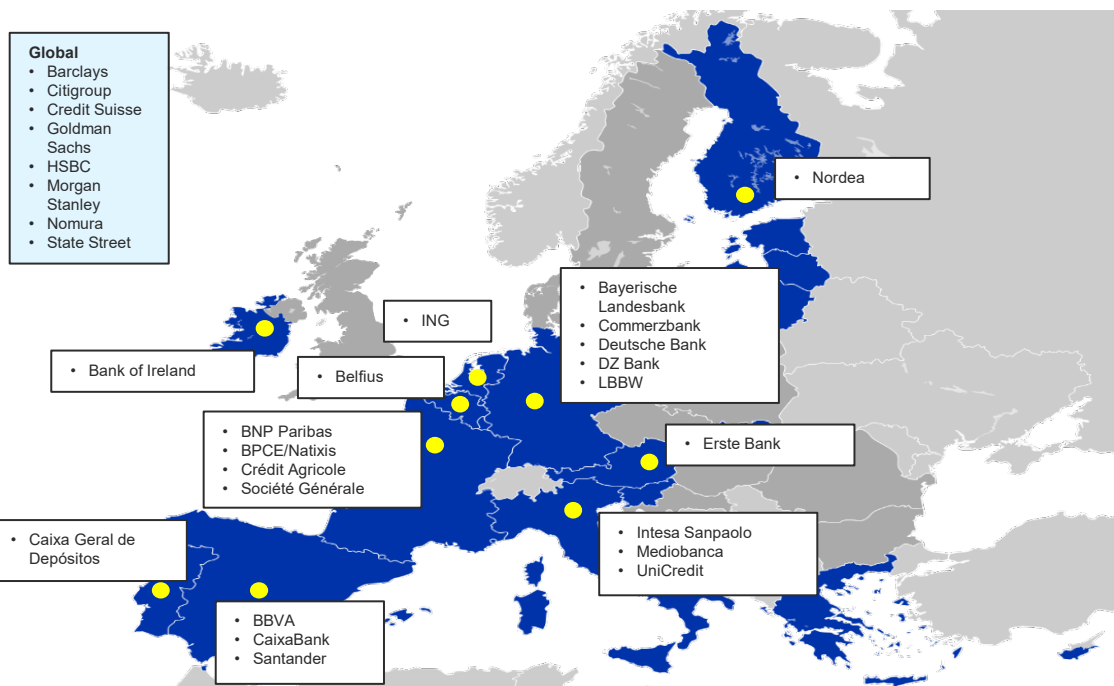
## SMA Expectations for policy parameters (dates, €bn)



Source: October 2021 SMA and September 2021 SMA.  
Notes: Number of respondents is 24 for October SMA and 24 for September SMA. APP Total Volume refers to the expected total stock of bonds for the APP at the date of end of net purchases. PEPP Total Envelope refers to the amount of the €1850bn envelope that is expected to be exhausted at the date of end of net purchases.

- **SMA is an important element in ECB market intelligence gathering...**
- **combining information on financial sector expectations of monetary policy and macroeconomic developments in one coherently structured and regularly updated survey ...**
- **... for the quality of the survey comprehensiveness and consistency of responses are crucial**

## SMA participants (participants)



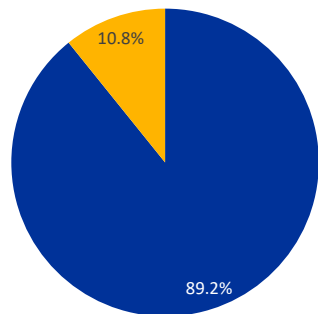
Source: ECB.

- **Panel selection criteria criteria**
  - Market relevance
  - Geographical representation
  - Active involvement in areas of activity covered by the survey
  - Commitment to participating in survey
- **ECB Market Contact Groups**
  - High response and good interactions behind decision to keep same respondents in the panel for the steady-state phase
- **Panel composition to be reviewed by 2022Q1**

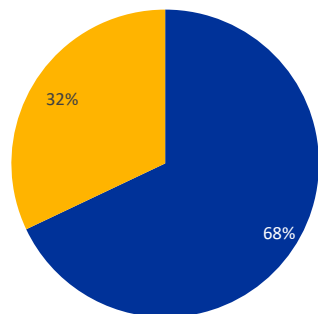
## SMA participation: share of respondents participating and of responses received

(number of submitted questionnaires, percentages)

- average percentage rate of participation per round
- average percentage rate of non-participation per round



- average percentage rate of filled in questionnaires per round
- average percentage rate of not filled in questionnaires per round



Source: SMA vintages from April 2019 to October 2021.

Notes: ECB calculations

- **Critical mass** of SMA respondents **fully engaged** with the survey and provide **comprehensive responses**...
- ... with a **minority** submitting **partially completed** questionnaires ...
- ... and **a few** have taken a **hiatus** from the survey
- **Several institutions have asked to become SMA respondent**
- **Panel composition review seeks to replace respondents who can't provide complete and consistent answers with those who are able to do so.**

**For more details on the SMA, please go to:**

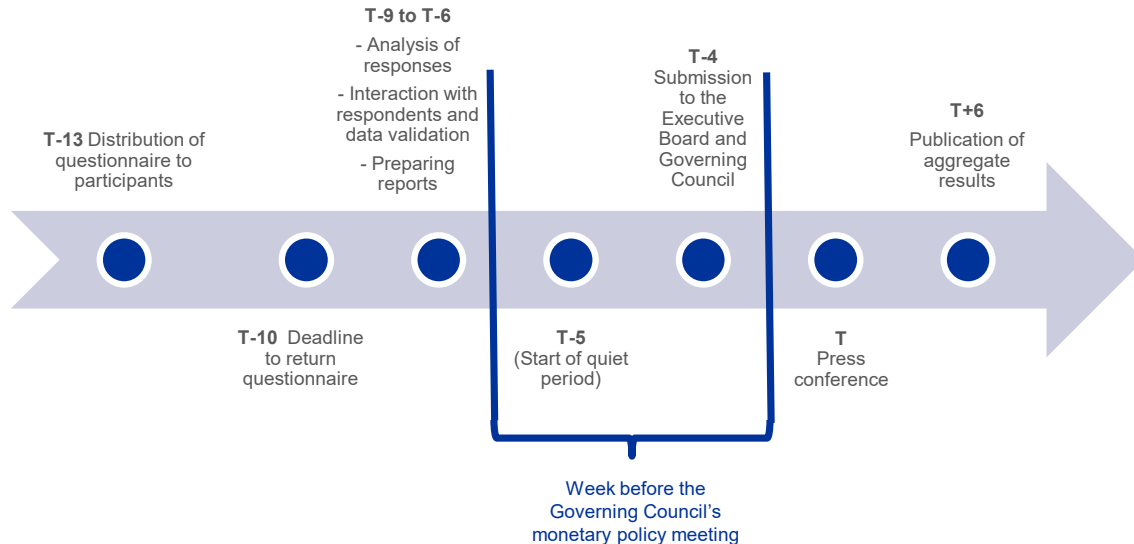
[https://www.ecb.europa.eu/stats/ecb\\_surveys/sma/html/index.en.html](https://www.ecb.europa.eu/stats/ecb_surveys/sma/html/index.en.html)

**For questions, please contact us by email:**

[ecb-sma@ecb.europa.eu](mailto:ecb-sma@ecb.europa.eu)

## Background

## SMA Timeline



Source: ECB.