

# MyStandards Introduction

**Step-to-step manual for registration and access**

**3rd meeting of the  
Target Consolidation Contact Group (TCCG)**

Frankfurt, 24 April 2018

# Content

- | Create account
  - Swift.com account
  - MyStandards account
  
- | MyStandards Login
- | MyStandards User Management and home screen
- | TCCG Community
- | Access to usage guidelines
- | Usage guidelines

# Creation of accounts – two possible ways

| Access to MyStandards is possible via

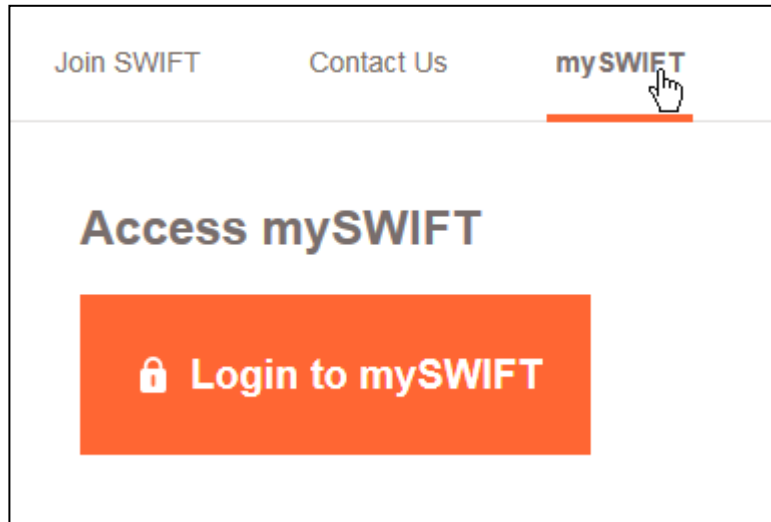
- Swift.com account or
- MyStandards account facilities.

| In the following slides you may find descriptions how to create an account and how to login in Mystandards

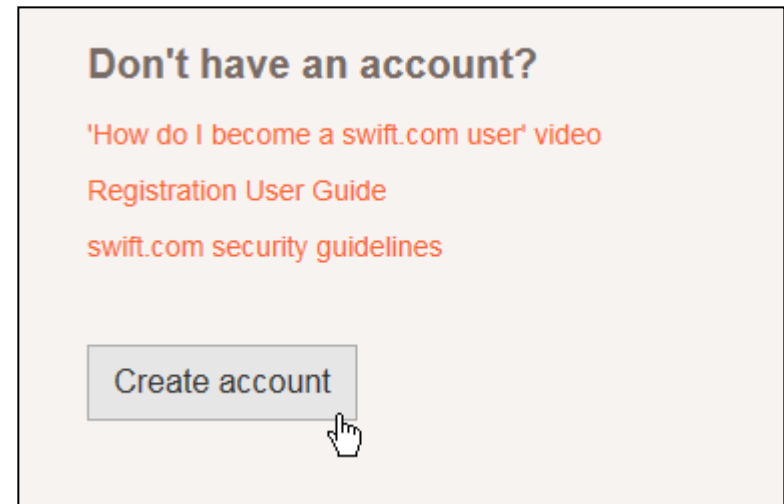
| If a SWIFT or MyStandards account is already available you may continue to MyStandards Login

# Create account – SWIFT.com account I

- [www.swift.com](http://www.swift.com)



- Possibility to access mySWIFT



# Create account – SWIFT.com account II

- Follow instructions

## USER REGISTRATION

### Personal info

**Title:**  

**First name:** \*

**Last name:** \*

**Telephone** \*    
\*

### Set your name and password

**E-mail:** \*

**Password** \*

**Confirm Password** \*

Your password should adhere to the following rules:

- at least 8 characters length
- at least 1 uppercase letter
- at least 1 lowercase letter
- at least 1 non-alphabetic character such as: +-()!/=

Challenge

**E7WF NNEX5**

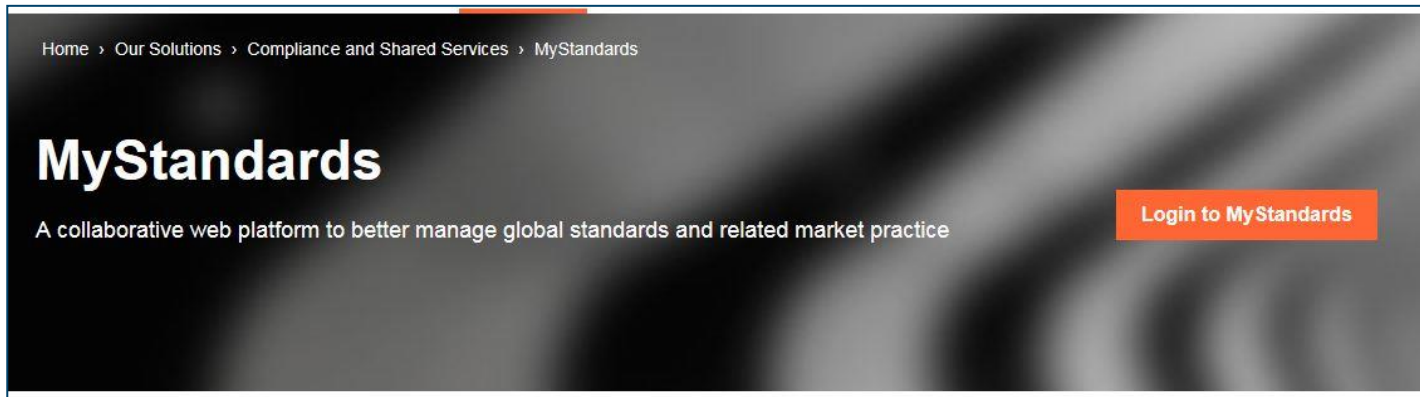


[New challenge](#)

Enter the text of the image:

# Create account – MyStandards account I

- <https://www.swift.com/our-solutions/compliance-and-shared-services/mystandards>



**Don't have an account?**


[swift.com security guidelines](#)

Create account



# Create account – MyStandards account II

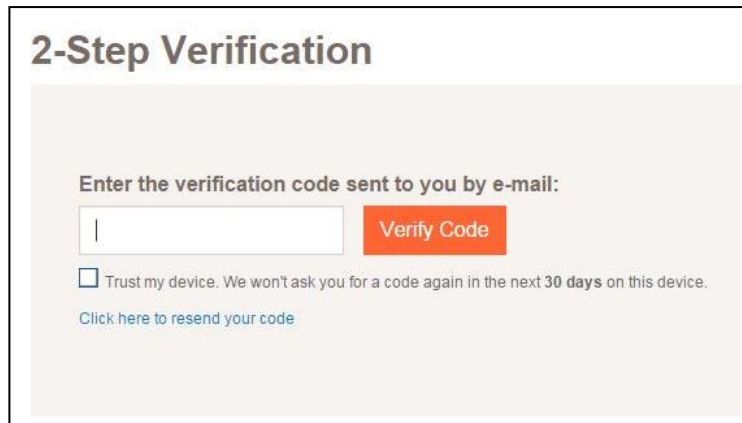
- Follow instructions



The registration form is titled "Register on MyStandards". It contains the following fields and elements:

- First name:
- Last name:
- email:
- Password:
- Confirm password:
- Challenge: **WQJ G 9 QJ**
- Type the Challenge:
- Register button:

- 2-step verification for every log-in (e-mail)

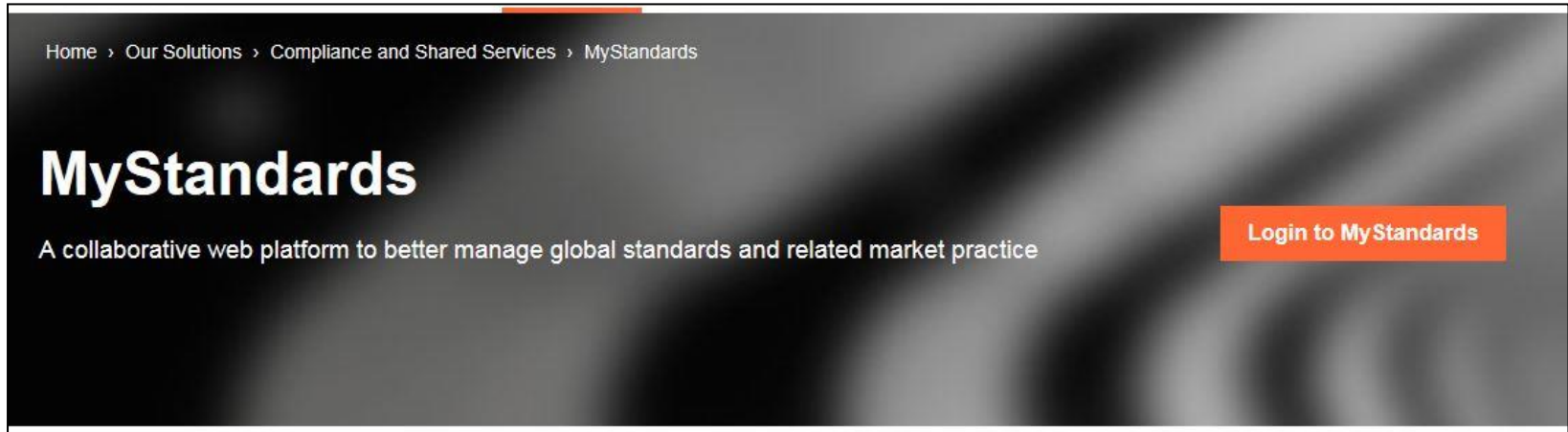


The 2-Step Verification form is titled "2-Step Verification". It contains the following elements:

- Enter the verification code sent to you by e-mail:
- Verify Code button:
- Trust my device. We won't ask you for a code again in the next 30 days on this device.
- [Click here to resend your code](#)

# MyStandards Login

- If SWIFT of MyStandards account exists a direct login in MyStandards is enabled



**Sign in with your MyStandards credentials** [Setup a login seal to protect yourself against phishing attacks](#)

Email address

Password [Forgot password?](#)

[Sign in](#)

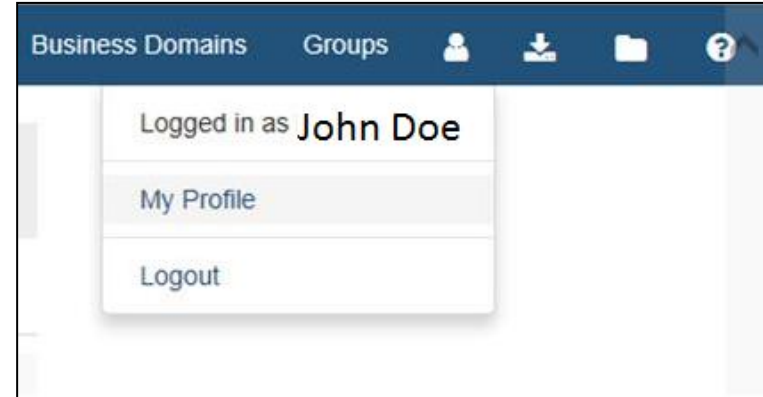
**Don't have an account?**  
[swift.com security guidelines](#)

[Create account](#)

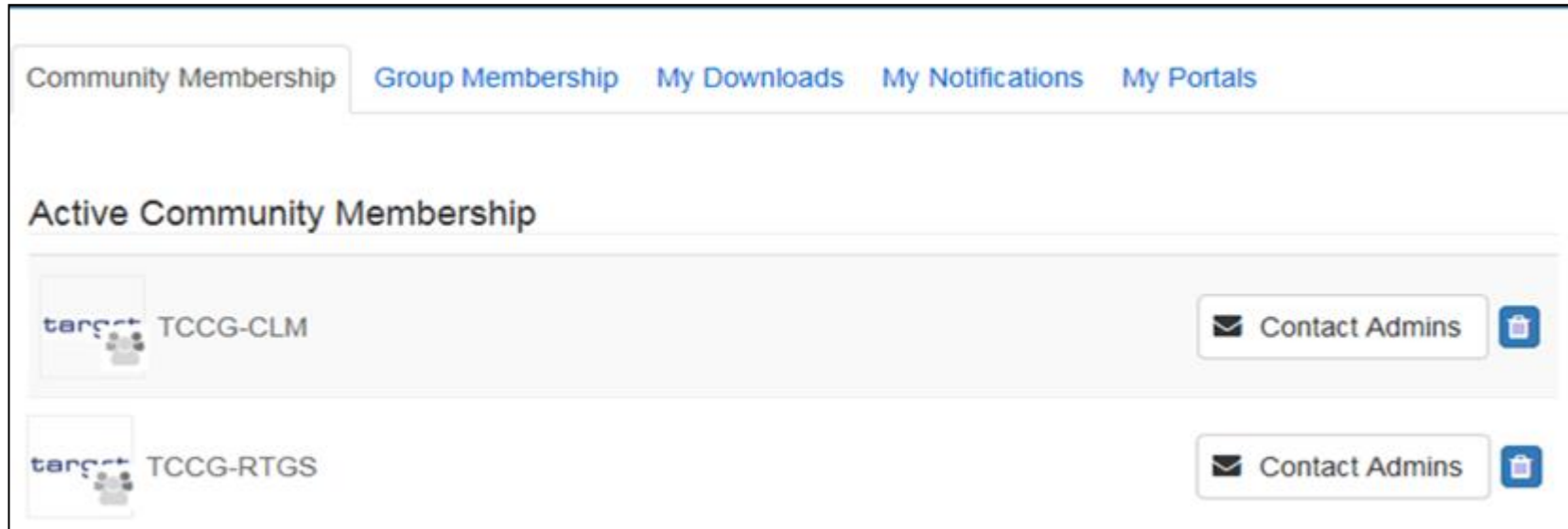


# MyStandards User Management and home screen

- Interested users are invited to provide their personal corporate email address to ECB
- Evolution Management will grant access to the community
- User have to select My profile
- User have view on accessible communities

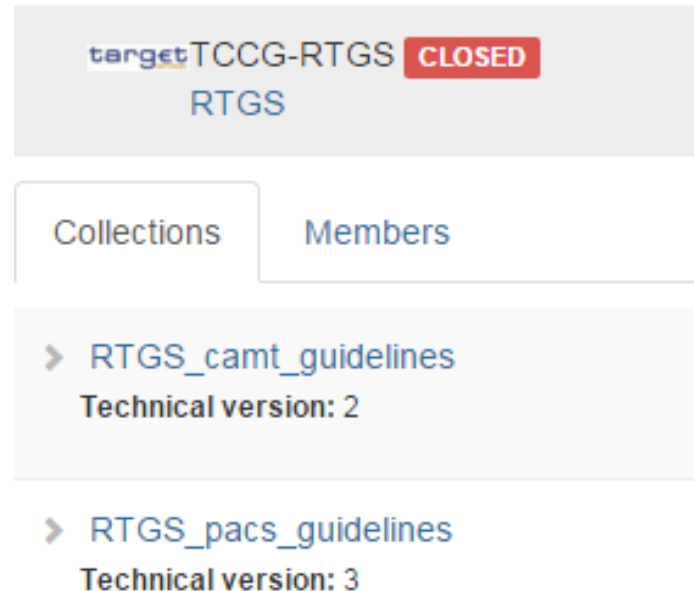


**Message usage guidelines  
are separated by relevant service**



# TCCG Community

- | Currently there are 2 sub-groups
- | Usage guidelines will be first drafted and then moved to collection in TCCG-RTGS and TCCG-CLM community
- | TCCG Community can give comments



# Access to usage guidelines

- Usage guidelines are part of the collections

target **RTGS\_pacs\_guidelines**  
Technical version: v.3 imported  
0 attached document(s)  
Follow [Download icon] [Help icon]  
[Download icon] [Help icon]  
▼ Show details

Usage Guidelines | Technical Versions

[Download icon] [Help icon]

RTGS_FIToFICustomerCreditTransferV07_pacs.008.001.07	[Download icon]
RTGS_FIToFIFinancialInstitutionCreditTransferV07_pacs.009.001.07_GENERIC	[Download icon]
RTGS_FIToFIPaymentStatusReportV09_pacs.002.001.09	[Download icon]
RTGS_Interbank Direct Debit_FinancialInstitutionDirectDebitV02_pacs.010.001.02	[Download icon]
RTGS_PaymentReturnV08_pacs.004.001.08	[Download icon]

- Currently access is restricted to TCCG community
- Available usage guidelines are customised by Evolution Management
- Set-up of collection may change in matters of collections per service

# Usage guideline (I)

target RTGS\_FIToFICustomerCreditTransferV07\_pacs.008.001.07  
RTGS\_pacs\_guidelines ( Technical version: 3 )

0 attached document(s)

Show details

Content Result view Impact Analysis Compare Comments

View only restricted elements  Hide removed elements

search message (min 2 chars)     Show xml tags **Min Max Restrictions**

	Min	Max	Restrictions
FI To FI Customer Credit Transfer V07 (pacs.008.001.07)			
Group Header	1	1	
Credit Transfer Transaction Information	1	*	
Supplementary Data	0	*	
<input checked="" type="checkbox"/> CrossElementComplexRule : InstructedAgentRule			
<input checked="" type="checkbox"/> CrossElementComplexRule : InstructingAgentRule			
<input checked="" type="checkbox"/> CrossElementComplexRule : TotalInterbankSettlementAmountRule			
<input checked="" type="checkbox"/> CrossElementComplexRule : TotalInterbankSettlementAmountAndSumRule			
<input checked="" type="checkbox"/> CrossElementComplexRule : GroupHeaderInterbankSettlementDateRule			
<input checked="" type="checkbox"/> CrossElementComplexRule : TransactionInterbankSettlementDateRule			
<input checked="" type="checkbox"/> CrossElementComplexRule : PaymentTypeInfoInformationRule			
<input checked="" type="checkbox"/> CrossElementSimpleRule : NumberOfTransactionsAndCreditTransfersRule			
<input checked="" type="checkbox"/> Textual : SupplementaryDataRule			

Display full width

Payment Identification

**Internal Annotation**

**Note**

- For future update or follow up:** UETR when available will be made mandatory in EMIP guideline.

**Comment**

*New UETR Identification: a Change Request will be submitted to ask for an additional optional (bank-to-bank) identification to transport the UETR. This identification field will exceptionally be 36 characters long in order to avoid truncation of the dashes. This new UETR identification field should be added in every message containing today a Transaction ID.*

*UETR when available, will be made mandatory in EMIP guideline*

*The CR will propose to rename EndToEndIdentification to CustomerendToEndIdentification.*

**Multiplicity**

[1..1]



# Usage guideline (II) - comments

- Comment functionality:

The diagram illustrates the comment functionality. On the left, a form titled 'Comments' contains a text input field with the placeholder text 'This is a comment...' and a 'Post' button. A red box highlights the 'Post' button, and a blue arrow points from it to the right. On the right, a comment list is shown under a 'Comments' header. The first comment is '#1 / Steffen Faehrmann (RTGS), on 22 Mar 2018 14:03 UTC wrote' followed by 'This is a comment...'. A red box highlights the 'Comments' header in the list, and a blue arrow points from it to the left, indicating the transition from the input form to the list.

## Comments – overview comments:

The screenshot shows the 'Comments' overview page. At the top, there is a navigation bar with tabs: 'Content', 'Result view', 'Impact Analysis', 'Compare', and 'Comments'. The 'Comments' tab is highlighted with a red box, and a blue arrow points down from it. Below the navigation bar, there is a list of comments. The first comment is '#1 / Steffen Faehrmann (RTGS), 22 Mar 2018 14:03 UTC wrote' followed by 'RTGS\_FIToFICustomerCreditTransferV06\_pacs.008.001.06 / CreditTransferTransactionInformation / PaymentIdentification' and 'This is a comment...'. A red box highlights the 'Comments' tab in the navigation bar, and a blue arrow points down from it to the comment list.

# Usage guideline (III) – export functionality

Groups

PDF  
Excel  
XML Schema

Go to "My Downloads" section

The file you have requested is being generated and will shortly be available for download. Please check the status of this in the [My Downloads section](#).

Close

Standards Releases Business Domains Groups

RTGS\_Core\_Payments\_RTGS\_FIToFICustomerCr...  
22 Mar 2018 14:28 UTC Complete